

## DIN41612 CONNECTORS

### 3 ROW INSULATORS

Male Connector, Right Angle

Part Number	Pitch	Way	Rows
901-11961T	2.54mm	96	ABC
901-11641T	2.54mm	64	A C
901-21481T	5.08mm	48	ABC
901-21321T	5.08mm	32	A C

Female Connector, Straight Pins

Part Number	Pitch	Way	Rows
901-12961T	2.54mm	96	ABC
901-12641T	2.54mm	64	A C
901-22481T	5.08mm	48	ABC
901-22321T	5.08mm	32	A C

### REVERSE MOUNTING

Male Connector, Straight Pins

Part Number	Pitch	Way	Rows
901-13961T	2.54mm	96	ABC
901-13641T	2.54mm	64	A C
901-23481T	5.08mm	48	ABC
901-23321T	5.08mm	32	A C

Female Connector, Right Angle

Part Number	Pitch	Way	Rows
901-14961T	2.54mm	96	ABC
901-14641T	2.54mm	64	A C
901-24481T	5.08mm	48	ABC
901-24321T	5.08mm	32	A C

Male Connector, Right Angle

Part Number	Pitch	Way	Rows
901-15481T	2.54mm	48	ABC
901-15321T	2.54mm	32	A C
901-25241T	5.08mm	24	ABC
901-25161T	5.08mm	16	A C

Female Connector, Straight Pins

Part Number	Pitch	Way	Rows
901-16481T	2.54mm	48	ABC
901-16321T	2.54mm	32	A C
901-26241T	5.08mm	24	ABC
901-26161T	5.08mm	16	A C

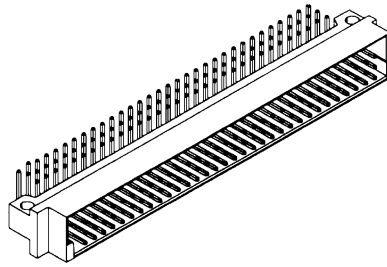
### REVERSE MOUNTING

Male Connector, Straight Pins

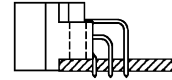
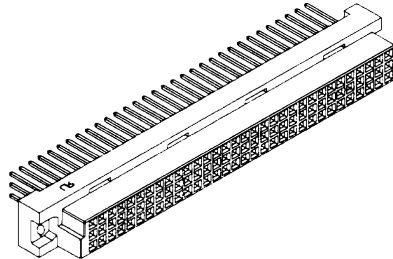
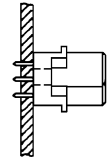
Part Number	Pitch	Way	Rows
901-17481T	2.54mm	48	ABC
901-17321T	2.54mm	32	A C
901-27241T	5.08mm	24	ABC
901-27161T	5.08mm	16	A C

Female Connector, Right Angle

Part Number	Pitch	Way	Rows
901-18481T	2.54mm	48	ABC
901-18321T	2.54mm	32	A C
901-28241T	5.08mm	24	ABC
901-28161T	5.08mm	16	A C

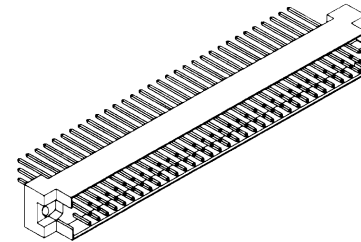


Pitch	Position	Rows with Contacts	Contact Arrange
2.54mm	96	a b c	
	64	a b -	
	64	a - c	
5.08mm	48	a b c	
	32	a b -	



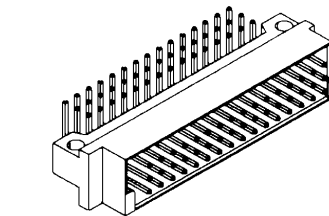
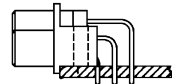
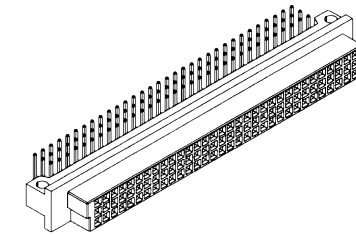
Pitch	Position	Rows with Contacts	Contact Arrange
2.54mm	96	a b c	
	64	a - c	
5.08mm	48	a b c	
	32	a - c	
X length	1	2	W1 W2
	4.0	2.5	13 17

Pitch	Position	Rows with Contacts	Contact Arrange
2.54mm	96	a b c	
	64	a b -	
	64	a - c	
5.08mm	48	a b c	
	32	a b -	
X length	1	2	W1 W2
	4.0	2.5	13 17



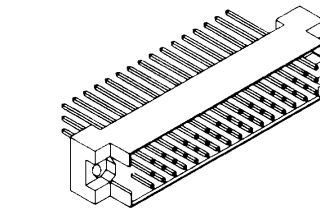
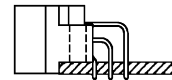
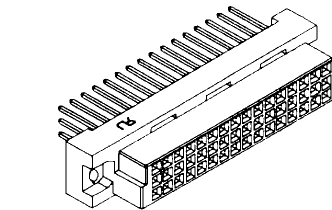
Pitch	Position	Rows with Contacts	Contact Arrange
2.54mm	48	a b c	
	32	a - c	
5.08mm	24	a b c	
	16	a - c	
X length	1	2	W1 W2
	4.0	2.5	13 17

Pitch	Position	Rows with Contacts	Contact Arrange
2.54mm	96	a b c	
	64	a - c	
	32	a - -	
5.08mm	48	a b c	
	32	a - c	
X length	1	2	W1 W2
	4.0	2.5	13 17

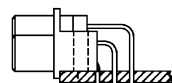
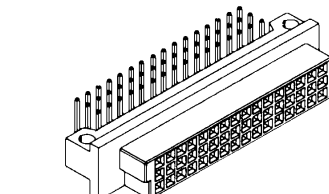
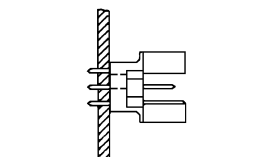


Pitch	Position	Rows with Contacts	Contact Arrange
2.54mm	48	a b c	
	32	a - c	
5.08mm	24	a b c	
	16	a - c	
X length	1	2	W1 W2
	4.0	2.5	13 17

Pitch	Position	Rows with Contacts	Contact Arrange
2.54mm	48	a b c	
	32	a - c	
5.08mm	24	a b c	
	16	a - c	
X length	1	2	W1 W2
	4.0	2.5	13 17



Pitch	Position	Rows with Contacts	Contact Arrange
2.54mm	48	a b c	
	32	a - c	
5.08mm	24	a b c	
	16	a - c	
X length	1	2	W1 W2
	4.0	2.5	13 17



Pitch	Position	Rows with Contacts	Contact Arrange
2.54mm	48	a b c	
	32	a - c	
5.08mm	24	a b c	
	16	a - c	
X length	1	2	W1 W2
	4.0	2.5	13 17